

Directions  
Borgata Hotel Casino & Spa  
One Borgata Way  
Atlantic City NJ 08401  
800-845-0711

## From AC Expressway

1. Take **Exit 1** toward Convention Center/Marina/Brigantine
2. Proceed through the Atlantic City / Brigantine Connector, stay in the left lane when you exit the tunnel.
3. Take **Exit H** to Renaissance Pointe / Borgata
4. Take the **Employees/Deliveries** exit on the left and follow the ring road around to the loading docks. (MAP1) Use the Loading Dock for shows at the Event Center and the North Dock for shows at the Music Box.
5. **Loading Dock Parking:** (MAP2 – Event Center) Park buses in the hash marks outside the Loading Dock. Park overflow buses on gravel lot across the street from the Loading Dock. Due to excessive entertainment vehicles, trucks and sometimes buses will have to in the left hand lane of the ring road outside the Customer Self Park Garage. Do not park on the bend in the road.
6. **North Dock Parking:** (MAP3 – Music Box) Park one vehicle at the North Dock for unloading and freight elevators to the Music Box. Park two additional vehicles in the designated area outside Talent Garage 1.
7. **Check In/Baggage Check:** (MAP4 – Valet Parking) If you need to check in or assistance with your luggage, buses only, should follow signs to valet. The front door staff will direct you where to wait while your luggage is unloaded and provide directions or an escort to park.
8. Contact a Transportation Shift Manager with the number of vehicles and a contact phone number.  
(Day Shift 609-839-5354) (Swing Shift: 609-839-5355) (Sunrise Shift: 609-836-5356)

MAP1: Directions to Loading Dock and North Dock.

MAP2: Parking Directions for Loading Dock (Event Center)

MAP3: Parking Directions for the North Dock ( Music Box)

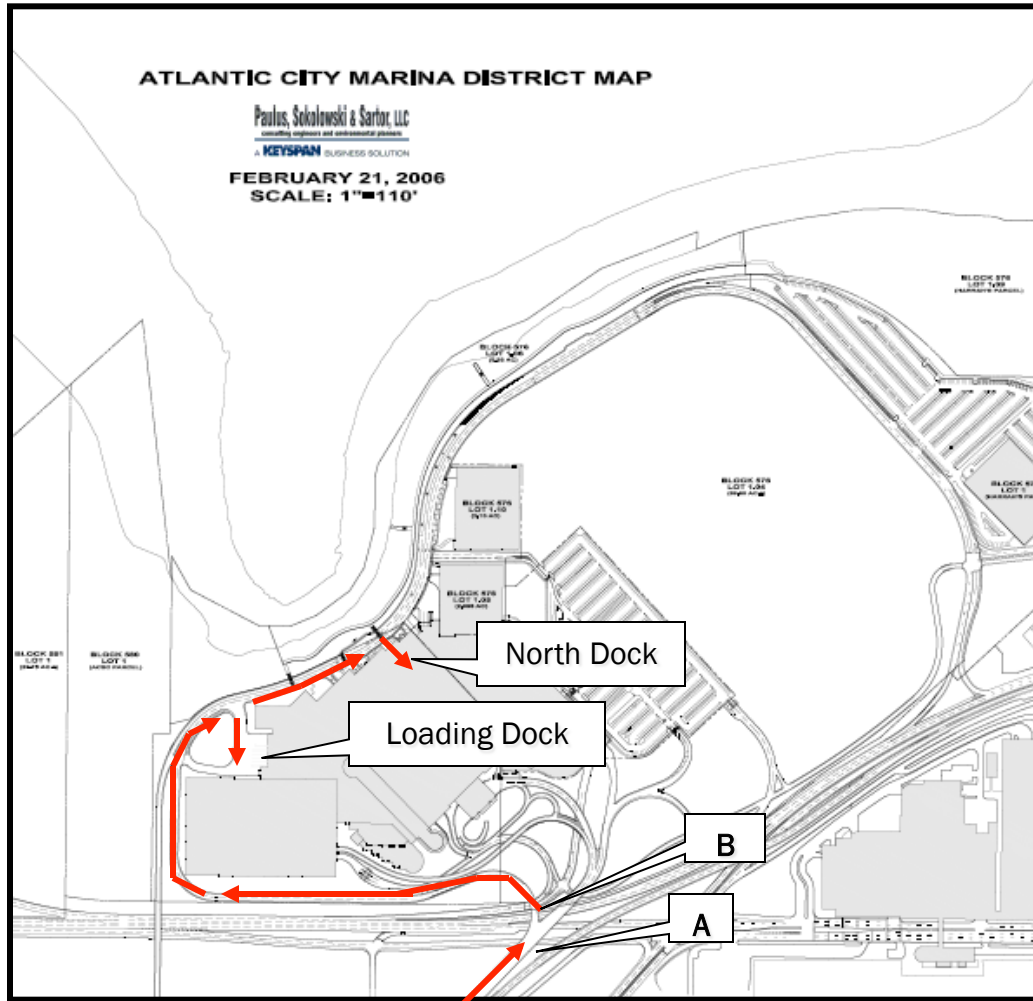
MAP4: Directions for Check In/Baggage Check (Buses Only)

MAP5: Directions from Valet to the loading docks.

Gregory McClure: Director of Parking and Transportation  
p. 609-317-7596 | c. 609-839-5353

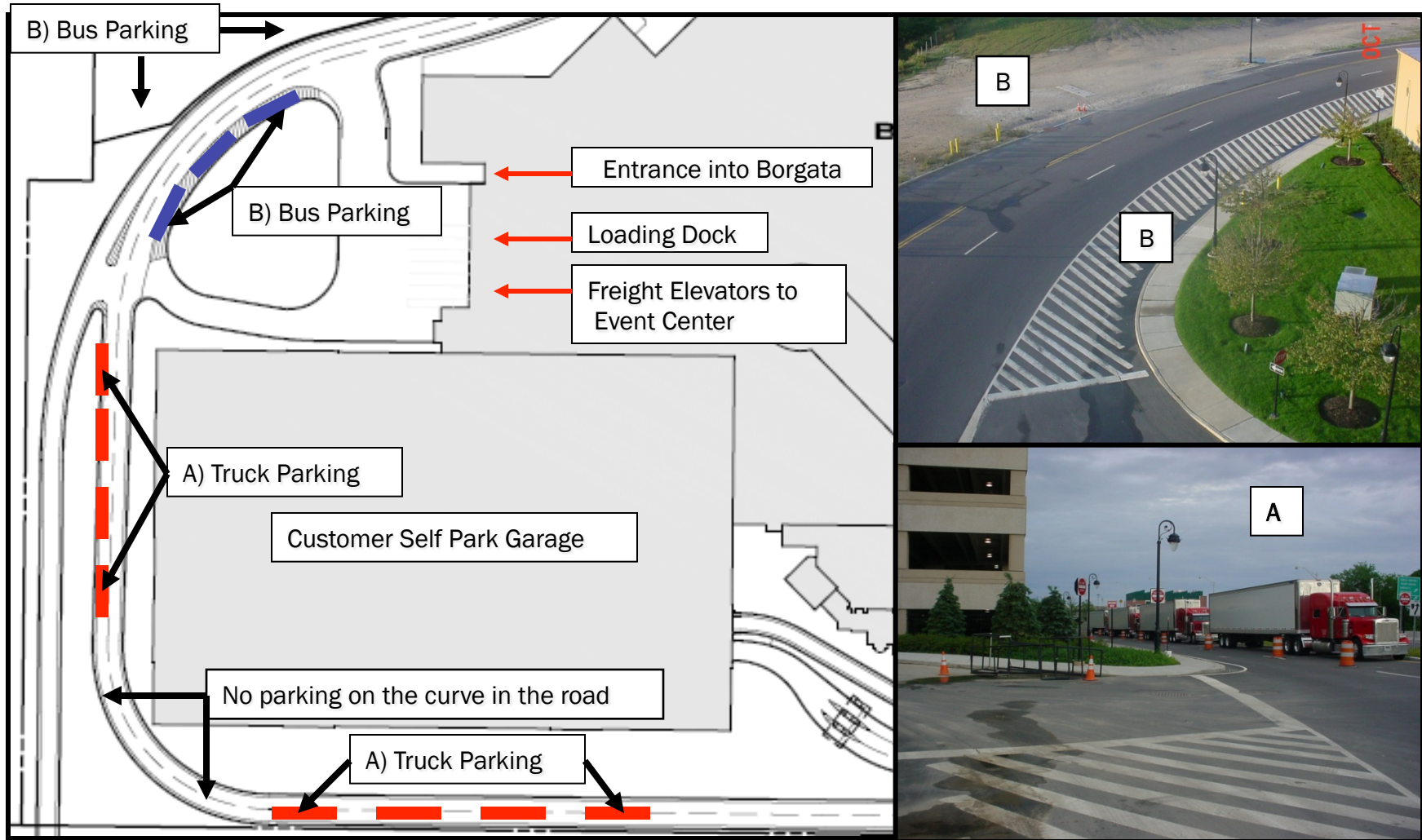
TJ Greenwood: Parking and Transportation Manager  
p. 609-317-7596 | c. 609-839-2756

# MAP1: Directions to the Loading Dock and North Dock



► Take Exit H to Renaissance Pointe/Borgata, keep left. ► Take Deliveries/Employee exit on the left. ► Follow the ring road around to the loading docks in the back of the building. ► Follow parking directions from maps 1 & 2 until its time to unload. ► See MAP2 for parking directions at the loading dock (Event Center). ► See MAP3 for parking directions at the North Dock (Music Box)

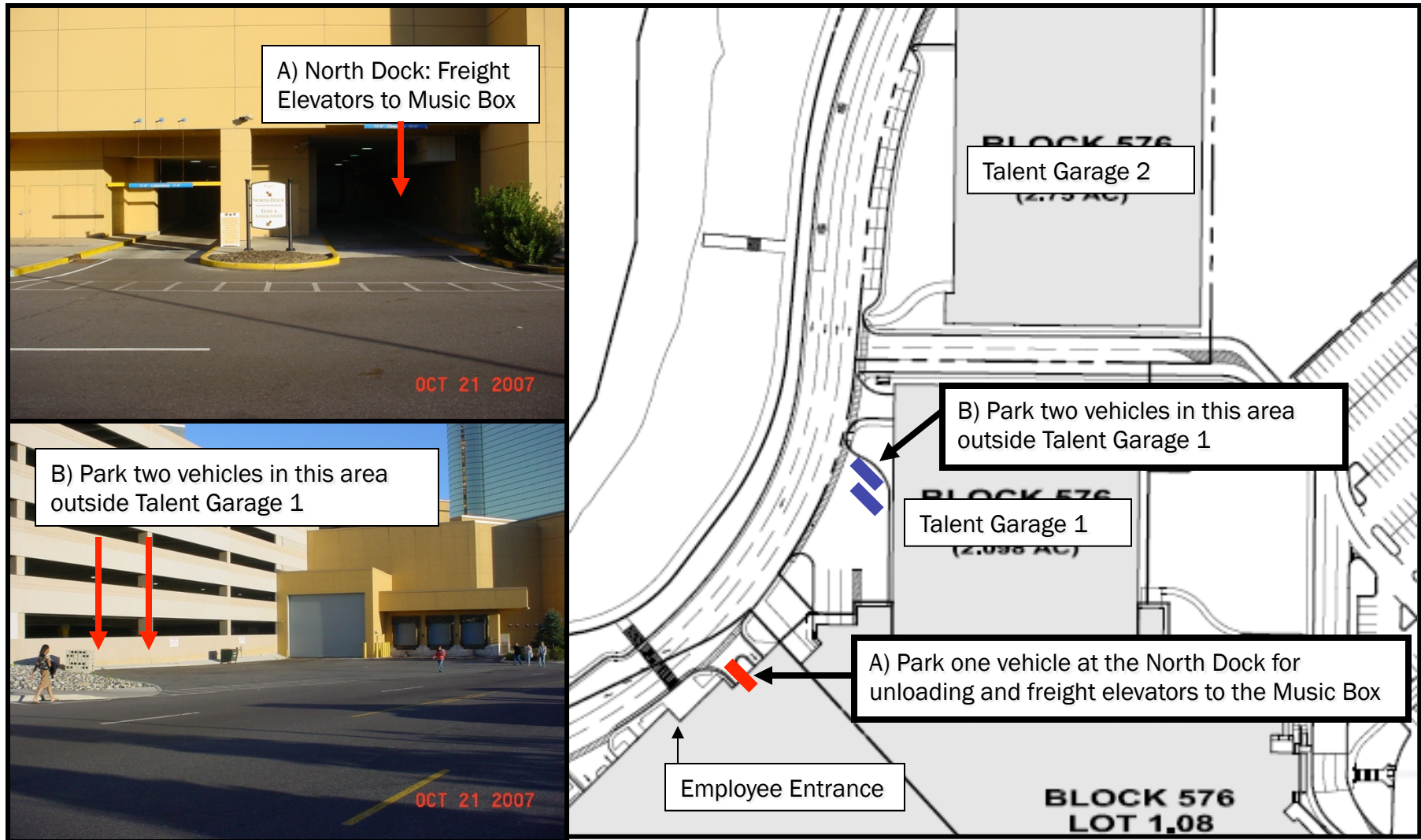
## MAP2: Parking Directions for the Loading Dock (Event Center)



- (A) Park trucks in the left hand lane of the ring road out side the customer self park garage. Use the left hand lane so the view of oncoming traffic is not blocked for vehicles exiting the loading dock.
- (B) Park buses in the white hash marks outside the Loading Dock. Overflow buses will have to park on the gravel lot across the street from the hash marks.

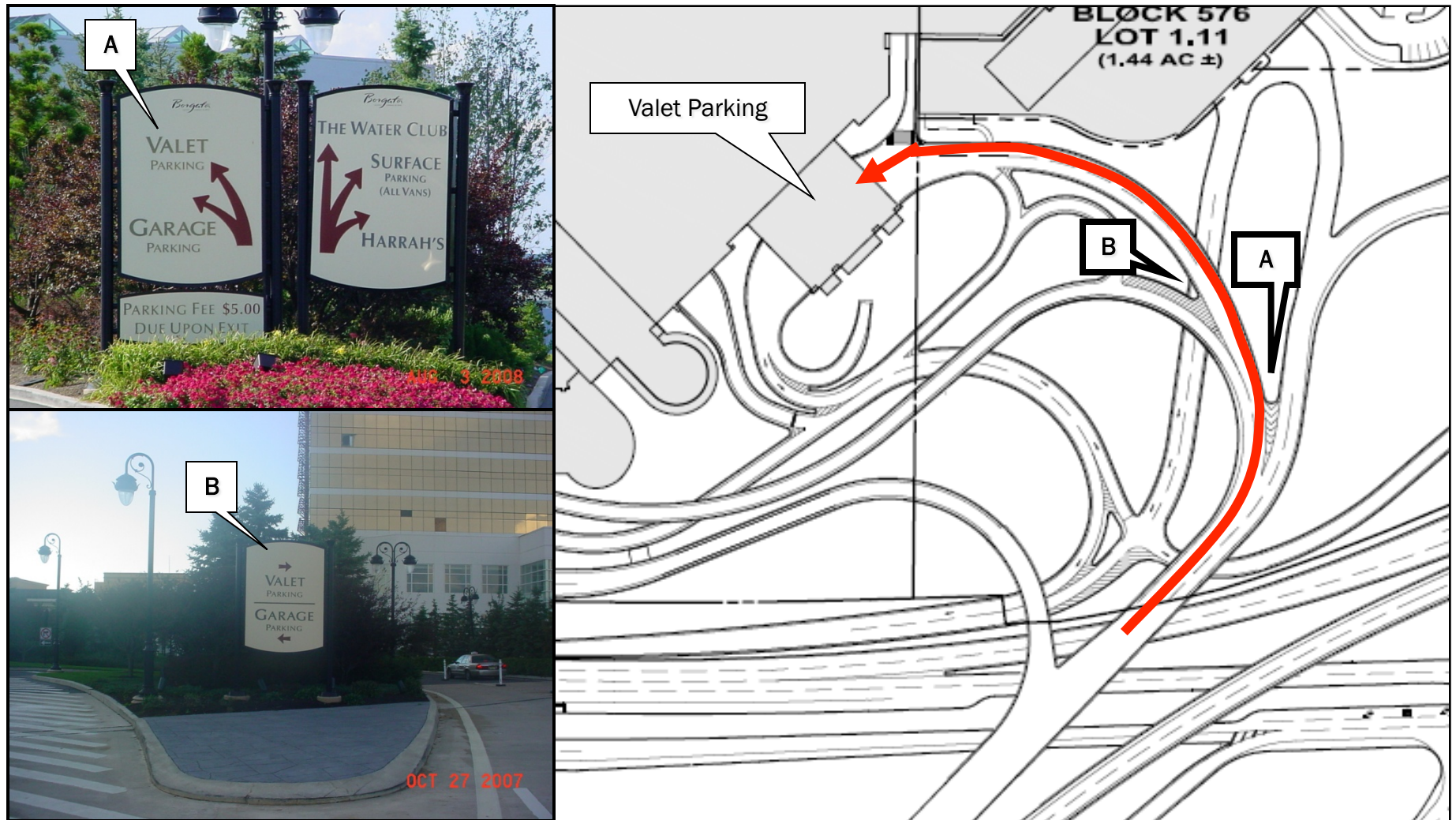


## MAP3: Parking Directions for the North Dock (Music Box)



- A) Park one vehicle at the North Dock for unloading and freight elevators to the Music Box
- B) Park two additional vehicles in the designated area outside Talent Garage 1.  
Contact a Transportation Shift Manager for accommodating more vehicles

## MAP4: Directions to Valet for Check In/Baggage Check (Buses Only)



► Take Exit H to Renaissance Pointe/Borgata. ► Follow signs to Valet Parking. ► The front door staff will direct you where to wait while your luggage is unloaded and provide directions or an escort to park

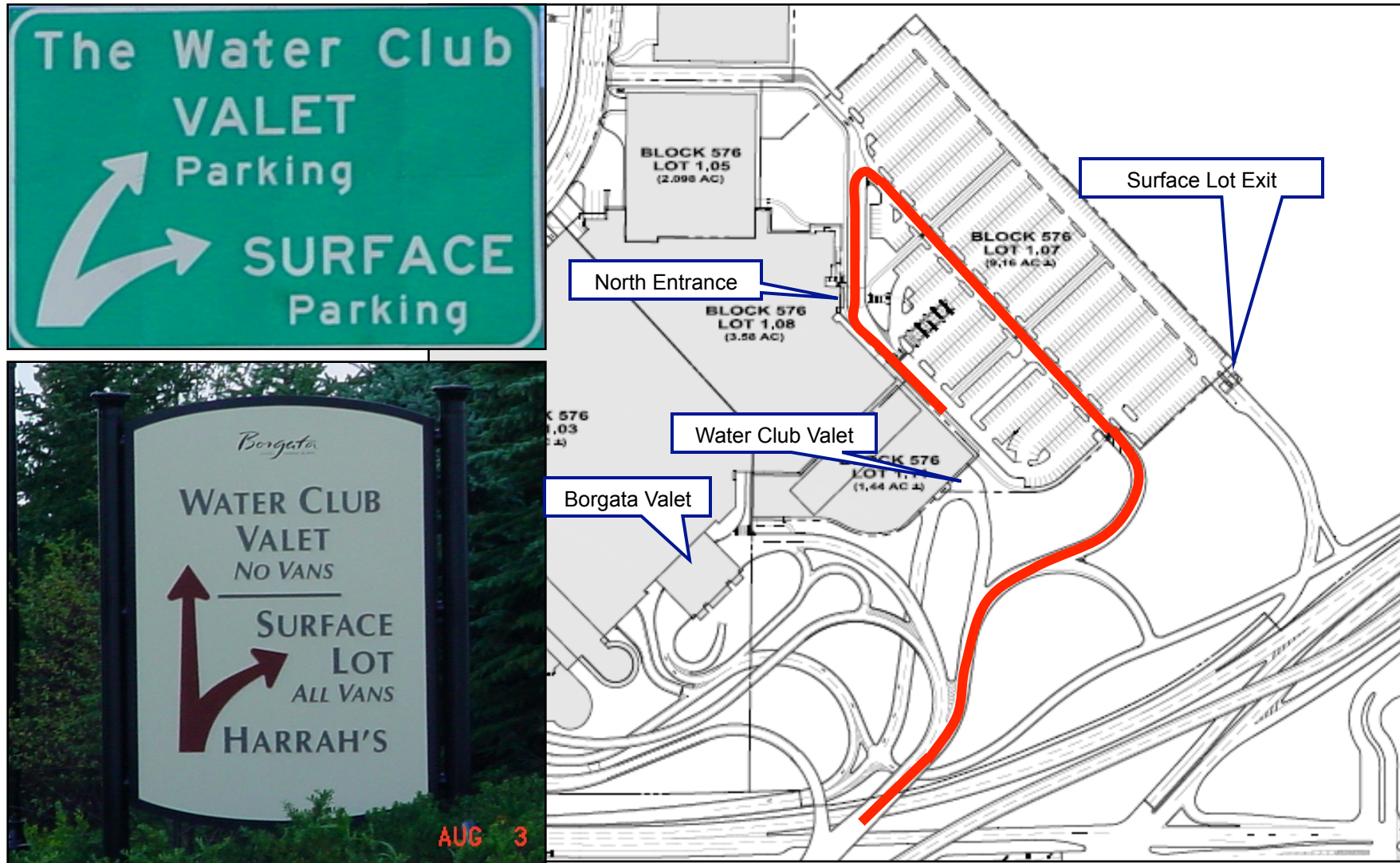


## MAP5: Directions from Valet Parking to the Loading Dock



► Follow signs to the exit and take the left fork to Harrah's. ► Make a right turn at the light in front of Harrah's. ► Merge into traffic and immediately keep left and take the left fork to Uptown/Borgata. ► (B) Turn right at the light and then keep left. ► Look for the left hand turn lane immediately after passing under the over pass. ► Turn left and return to map 1 for parking directions.

## MAP6: Bus directions for drop off / pick up at The Water Club



► Take Exit H to Renaissance Pointe/Borgata, keep right. ► Follow signs to the Surface Lot. ► Proceed to the other side of the surface lot and make a left, go past the North Entrance and park next to The Water Club tower.